

Objective

To provide a reasonably stable income stream, but also with a steady growth in capital value through a focus on the best global multi-asset opportunities. The portfolio aims to outperform the benchmark over a multi-year timeframe.

Strategy

Appropriately-diversified, concentrated portfolio of attractively-valued global assets and outstanding businesses. The portfolio will typically be balanced between income and growth-style assets, but the weighting to asset classes will be altered at times to take advantage of transient opportunities to boost portfolio returns and minimise risks.

Suitability and Risk

Investors suiting this strategy typically are prepared for fluctuations in returns to achieve reasonable capital growth over the long term. They seek total returns in excess of inflation, but are willing to accept a lower return than otherwise given the need for a stable income stream balanced with reasonable capital growth. They typically have sufficient capital available to make portfolio withdrawals to supplement income needs.

Benchmark and Asset Class Ranges

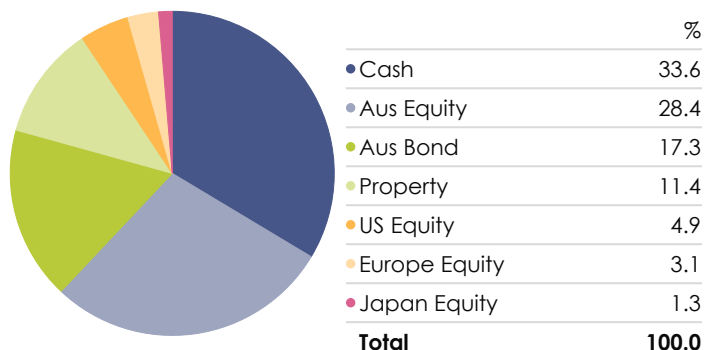
Asset Class	Benchmark weight %	Range %
Australian Equities	30	10-50
Australian REITs	10	0-20
International Equities	10	
US Equities		0-10
Europe Equities		0-5
Japan Equities		0-4
Australian Bonds	30	10-50
Australian Cash	20	5-35
Total	100	100

Transactions During the Month

Our high-quality, low-turnover approach means transactions will be infrequent, thereby saving on execution and transactio costs.

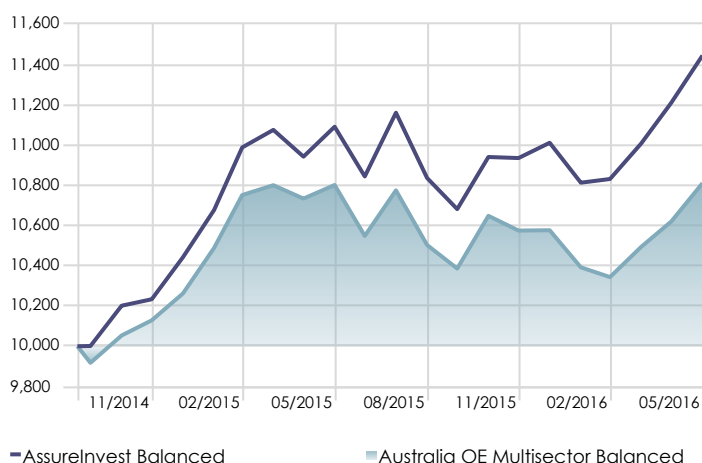
There were no transactions during the month.

Current Asset Allocation



Investment Growth of \$10,000 Relative to Peers

Time Period: 18/09/2014 to 31/05/2016



Dynamic Asset Allocation Approach



How We Preserve and Grow Long-Term Wealth

AssureInvest establishes an actively-managed long-term investment plan suited to each client's unique financial and lifestyle goals, by:

1. Strategic Asset Allocation

We set a unique long-term investment plan depending on the investor's risk profile. This determines the targeted weighting range for each asset class.

2. Tactical Asset Allocation

We tilt asset class weights within strategic asset allocation ranges to take advantage of market opportunities to maximise potential returns and reduce the chance of permanent capital loss. Even these tactical tilts have a multi-year time-frame. The short-term focus of most market participants frequently creates attractive opportunities for investors with a longer-term view.

3. Security Selection

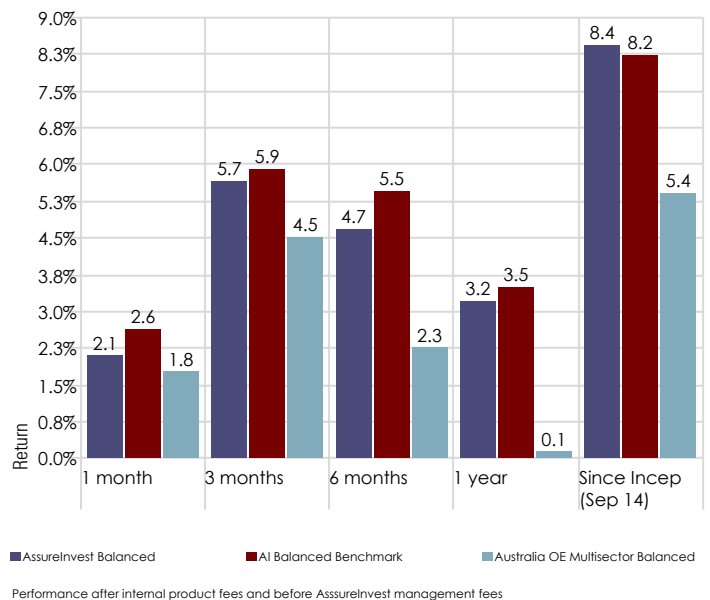
We use qualitative and quantitative techniques to uncover great individual security investment opportunities, focussed on long-term fundamental quality and value.

4. Low-Cost Implementation

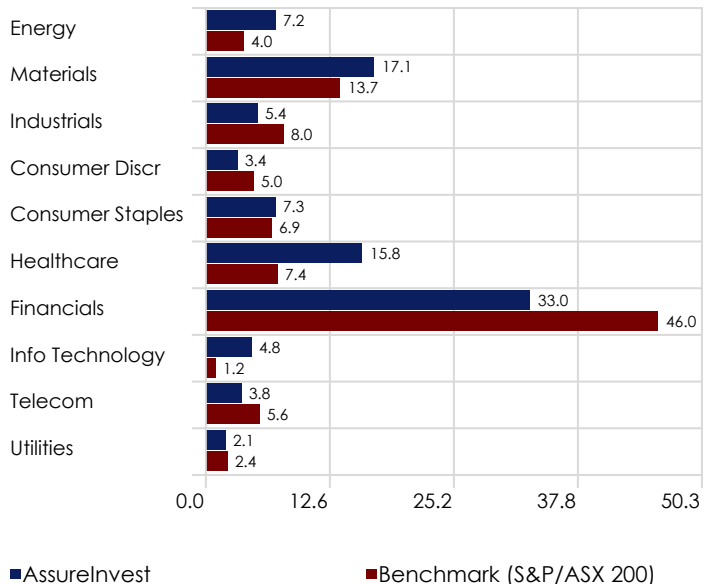
We reduce investment costs and boost transparency through our preference for individual securities, exchange-traded funds (ETFs) and efficient implementation, while low portfolio turnover reduces transaction costs.

Annualised Returns vs Benchmark and Peers

As of Date: 31/05/2016



Australian Equity Portion GICS Sector Weights %



Risk

Time Period: Since Inception to 31/05/2016

	AssureInvest	Benchmark	Peers
Std Dev	6.16	6.43	5.43
Downside Deviation	0.81	0.00	1.72
Beta	1.00	1.00	0.97
Sharpe Ratio (arith)	-0.60	-0.60	-1.24
Tracking Error	1.36	0.00	1.78

Definitions

Standard Deviation: Volatility of returns.
 Downside Deviation: Volatility of negative returns.
 Beta: Returns due to market moves.
 Sharpe Ratio: Risk-adjusted returns
 Tracking Error: Alignment with market returns.